




MRU – Competence in gas analysis. For over 35 years.

OMS 420

In situ real-time analysis
of oxygen and CO_e.



Reduce costs through
combustion optimisation.



OMS 420

Real-time oxygen and CO_e analysis on site

OMS 420 provides continuous combustion optimisation at industrial boilers.

- All combustions with combustion temperatures up to max. 1,700 °C (see different models)
- Die casting aluminium enclosure with electronics, keyboard, up-front display of O₂ and CO_e*
- Standard DN65 flange with variable probe tube lengths Ø 60 mm and with back-purge-/compressed air connector
- Connecting tube with reference air inlet and small flange, Ø 100 mm
- Rugged industrial plug for power supply and data transfer (analog 4 ... 20 mA, digital RS 485)


Options:

- CO_e measurement
- Compressed air back-purge with control valve complete with electronics, incl. adjustable intervals – recommended for high dust sites
- Automatic calibration for span and offset, using pneumatic unit PU 420
- Application with high temperatures up to approx. 1,700 °C with ceramic tube and ejector (model HT)
- Remote control- and display unit max. 10 m (model RT) for applications with high ambient-/radiation temperature > 50 °C



Suit on-site conditions

An overview of the different models



OMS 420 RT remote transmitter with pneumatic unit PU420 for automatic calibration

- Aluminium housing with corrosion-resistant, red powder coating
- Separate electronics with LCD display and operating keys
- RS 485 interface with Modbus RTU protocol for digital data transfer
- 4 ... 20 mA analog output, RS 485 (Modbus RTU)
- Power supply: 100 ... 240 V, 100 W




OMS 420 HT - high temperature with ceramic probe and ejector

- For use only at all clean and dusty/dirty combustions and 4" ANSI-150 lbs flange
- Probe design with ejector (sample aspiration via air-jet pump)
- Including automatic back-purge with clean and dry compressed air 6 ... 10 bar
- Power supply: 100 ... 240 V, 100 W



OMS 420 compact model

- For use only at clean combustions, ambient to probe head temperature not higher than +60 °C
- Temperature regulated ZrO₂ sensor, transmitter mounted on probe head
- Dual galvanic isolated 4 ... 20 mA analog output and digital output RS 485 (Modbus RTU)
- Power supply: 24 Vdc, 100 W



Service-friendly handling

The OMS 420 transmitter with electronics, display and operating keys as well as the connection tube and the small sensor flange form one unit and are fixed to the probe flange with 4 screws. For service, inspection and repair work simply loosen these 4 screws and replace the complete transmitter within minutes.

OMS 420

Technical data

Measured values	Measuring range	Accuracy
Oxygen (O ₂)	0.1 ... 25.00 %	± 0.2 % or ± 5 % of reading*
CO _e	0 ... 1,000 ppm	± 50 ppm or ± 10 % of reading*

General technical data	
Warm-up time	min. 30 min.
Flange	DN65 PN6 flange, Ø 160 mm
Probe tube	Ø 60 mm, up to 2 m length
Flange temperature	min. +70 ... max. +150 °C (condensation at the flange must be avoided)
Response time/T90	< 10 sec.
Analog output	2x current loop 4 ... 20 mA, with galvanic isolation linearized for both 0 ... 25.00% O ₂ and 0 ... 1,000 ppm CO _e (user definable settings in 0.5 % steps are possible)
Digital output	galvanic isolated RS 485 (with Modbus RTU protocol)
Power supply	18 ... 24 Vdc (for model OMS 420 compact), 90 ... 100 W 100 ... 240 Vac (for model OMS 420 RT and HT), max. 100 W
Electronics of the transmitter	with local microprocessor, display and 4 push-buttons
Calibration inlet	with test gas fitting for 6/4 mm tube cal gas supplied manually or automatically by pneumatic unit PU 420
Back-purge inlet	min. 6 ... 8 bar compressed air with quick connector for 8 mm tube
Ambient temperature of electronics	-20 ... +60 °C
Enclosure Transmitter	die casting aluminium, 160 x 160 x 60 mm and 200 mm probe tube, Ø 50 mm
Protection class	IP65
Weight	3.5 kg (without probe and flange)

Data subject to change without notice. | * which ever is larger | N-59814EN:KG-OM-1220

For OMS 420 Ex-model, which is used for continuous measurement of oxygen and combustible gas concentrations in flue gases up to 1.000 °C of various sites with hazardous area classification Zone 2, (e.g. petroleum refineries, petrochemical plants), please visit:



MRU – Competence in gas analysis. For over 35 years.



MRU · Messgeraete fuer Rauchgase und Umweltschutz GmbH

Fuchshalde 8 + 12
74172 Neckarsulm-Obereisesheim
Phone +49 7132 99620 · Fax +49 7132 996220
info@mru.de · www.mru.eu

MRU representative: